





BULLDOG HITCHLOCK HITCH IDENTIFICATION CHART

Item	Description	Fits Hitch Type
AA	<p>Standard Hitchlock for Albe and AL-KO AK7, AK9, AK10/2 AK13/1, AK21, AK26 AK160 and AK300.</p> <p>Weight = 6.2kg</p>	   <p>AL-KO Albe</p>
BB	<p>B&B and Peak Hitch with 48mm shaft.</p> <p>Weight = 6.2kg</p>	 
BRS	<p>Bradley Doublelock D5050 Hitch. (Original loop style handle).</p> <p>Weight = 6.2kg</p>	  <p>Bradley Doublelock D5050</p>
BRC	<p>Bradley Doublelock GA3500 (original loop style handle).</p> <p>Avon Ride 12 - 15851</p> <p>Weight = 6.2kg Plastic Cover Not Available</p>	   <p>Bradley Doublelock 3500 Hitch Avonride 12 - 15851</p>  <p>Indespension Triple Lock (Front bolt must be horizontal).</p>
BRCT	<p>Bradley Doublelock</p> <p>Weight = 6.2kg Plastic Cover Not Available</p>	  <p>Indespension Triple Lock (Front bolt must be vertical)</p>

BULLDOG HITCHLOCK HITCH IDENTIFICATION CHART

All reference numbers are corresponding to the hitch head not the draw bar plate.

<i>Item</i>	<i>Description</i>	<i>Fits Hitch Type</i>
BRC/BK	<p>Heavy Duty Hitchlock for Bradley Autoheads. (rubber grip handles)</p>  <p>Models GA3500, GA2750 and D5050 with and without cappits.</p> <p>Weight = 6kg Plastic cover not available (cut out 63mm)</p>	 <p>Bradley Autohead GA3500*</p>  <p>Bradley Autohead GA2750 with 'Cappit'</p>
* NOTE: If the GA3500 is fitted with a 'cappit' on the front hitch bolt the Hitchlock will not fit.		
BRCA	<p>To fit Avon Ride 12 - 14304 on 60mm shaft only.</p>  <p>Weight = 6.2kg Plastic cover not available</p>	 <p>Avon Ride 12 - 14304 on 60mm drawbar shaft</p>
AC	<p>Walter Winterhoff hitch type 5850. Brecken Feld. 58339</p>  <p>Alko AK25/1 hitch Albe EMR 270.</p> <p>Weight = 6.3kg Plastic cover not available</p>	 

NOTE: Some Bradley hitch heads are fitted with excessively long fixing bolts. These may need cutting to within two threads of the lock nuts.